

Access Information for En Route Audiences

Protein welcomes all and aims for **En Route** to be inclusive, respectful and a safe place for everyone!

En Route is a new outdoor promenade experience created by **Luca Silvestrini's Protein**. We have considered access from the outset of making this work, however if we have missed anything please contact us so we can improve our audience satisfaction.

Access for En Route

- British Sign Language interpreters on Thursday 29 July at 7pm and Sunday 1 August at 3pm
- Assisted routes with friendly staff and volunteers
- Wheelchair accessible route
- Accessible to neurodiverse audiences (relaxed experience)
- Assistance dogs welcome
- Places to sit will be available at various locations

- Moving downhill towards the river
- You can leave anytime you wish and join again at the final point in Royal Arsenal Riverside

If 3.5 hours is too long, you can start En Route at a suitable point or join at the end at Royal Arsenal Riverside. If you require any assistance with booking your ticket, please contact: emma@proteindance.co.uk or **020 8331 9665** to make arrangements.

What to expect

- The event will take up to 3.5 hours
- En Route flags at the starting point, helping you find the starting location
- Volunteers to assist wearing yellow En Route t-shirts to welcome you and answer your questions
- Join in by moving along the route
- Sensory experiences as you move through natural and urban environments
- Watching and listening to dancers, musicians, and local people
- Using paths (tarmac, gravel, grass, on uneven land) to move through Woolwich Common, pavements in Woolwich Town Centre and pedestrian flat areas in Royal Arsenal
- Crossing main roads
- Moving through bushes and long grass
- Taking part whatever the weather
- Singing, laughter, walking (or moving in wheelchair) in a group of 10 people to start, and ending with a large group of people

Getting to En Route

Event Starts: En Route Welcome Point is situated on Woolwich Common, in between Queen Elizabeth Hospital, Stadium Road, and Academy Road (A205).

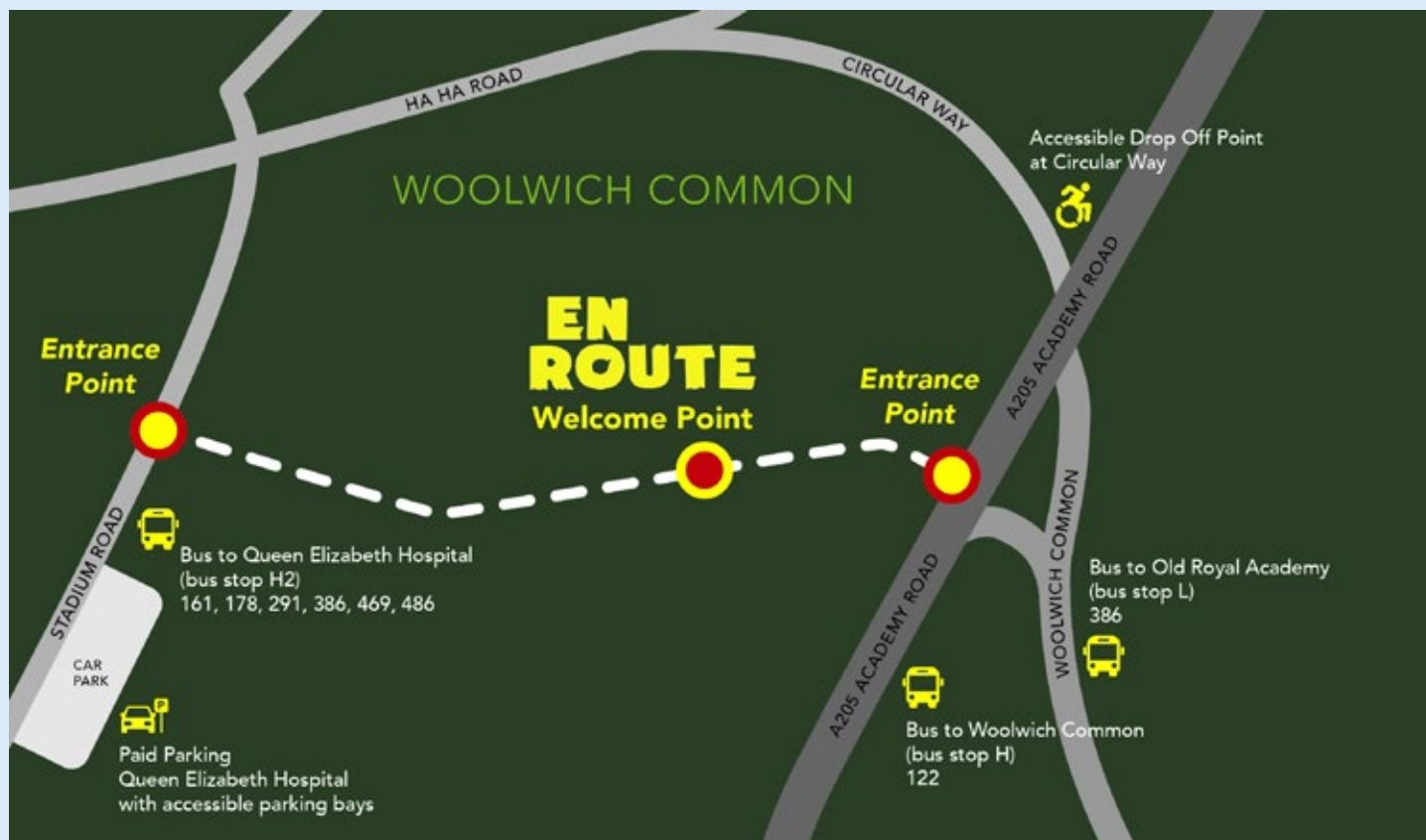
Accessible / taxi drop-off point (no parking):

Circular Way, Woolwich

<https://goo.gl/maps/WMtCEzjWWGNXSGBJ8>

Accessible Parking at Queen Elizabeth Hospital:

<https://goo.gl/maps/zGuFQjuwQBo7Az8r7>



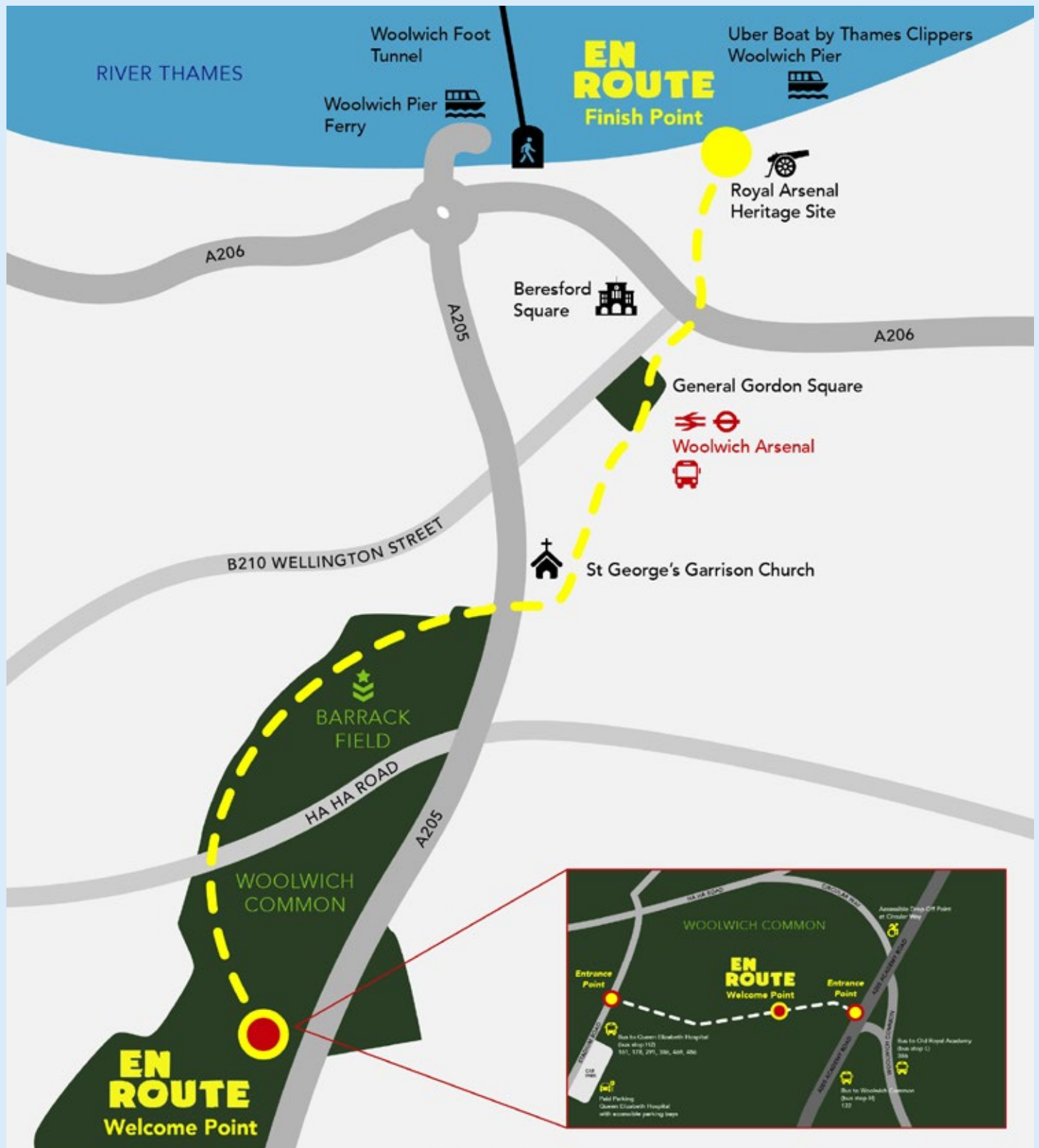
The journey will start at Woolwich Common, travel through Woolwich Town Centre and end at the Royal Arsenal Riverside.

At the end of En Route

**Finish point is at Royal Arsenal Riverside,
SE18 6ST**

<https://goo.gl/maps/S1N1rjZgmZ9KgYtC6>

7 minutes walk to Woolwich Arsenal DLR
& Railway Station





Photos of the route

Entrance point



What to expect along the wheelchair-accessible route



End point

